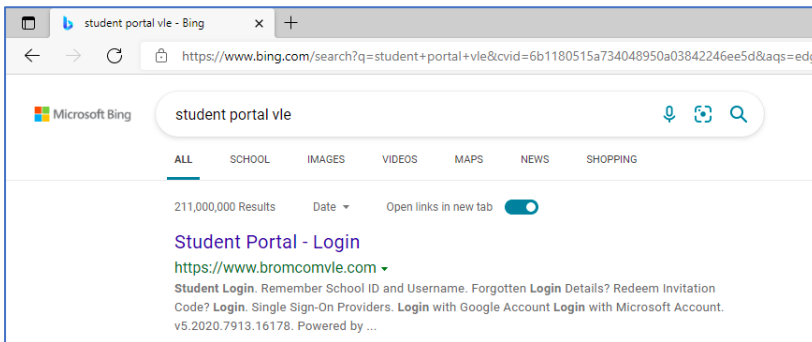
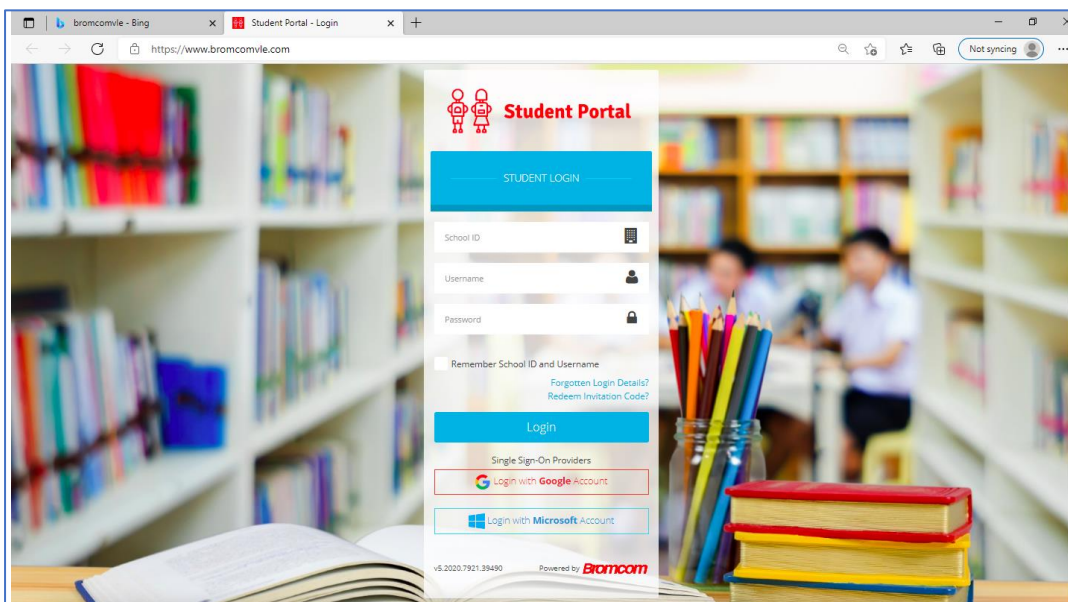


# How to log in to the Student Portal Website.



1. On your computer open your browser and search for Student Portal VLE.



2. Open the Student Portal – Login web link [www.bromcomvle.com](https://www.bromcomvle.com)



3. Scroll to section that says Login with **Microsoft Account**



4. If you are not already logged in to the Academy email, you will be asked to **Sign in**. Enter your academy email account which starts with your network username and then has **@axevalley.uat.ac**, your password is the same as the one you use to log in to the network.

**USERNAME@axevalley.uat.ac**